

Kitchen Transport A-Frame Cart - 6'



IC:MH22

The Weha 6' kitchen transport rack is designed and built to store and transport mid-sized stone countertops and island pieces. Comes with forklift receiver to lift from all four sides of the A frame. The base and uprights come with replaceable rubber to prevent scratches. The Weha 6' long cart has 8 (4 per side) upright and tie down straps for secure transport. Made of Galvanized Steel for years of use.

Load Capacity	2205 lbs
Length	78"
Width	43"
Load Height	48"
Width of contact surface	16"
Uprights	8
Weight	309 lbs
Cat. #	8010480.....
Replacement Uprights (Small A Frame)	8020730.....
Replacement Rubber Per Foot.....	8020609FT.....

Kitchen Transport A-Frame Cart - 8'



IC:MH27

The Weha 8' kitchen transport rack is designed to store and transport large stone countertops and island pieces. Comes with forklift receivers to lift from all four sides of the A frame. The base and uprights come with replaceable rubber to prevent scratches. The Weha 8' long cart has 10 (5 per side) upright and tie down straps for secure transport. Made of Galvanized Steel for years of use.

Load Capacity	2205 lbs
Length	94"
Width	43"
Load Height	58"
Width of contact surface	16"
Uprights	10
Weight	342 lbs
Cat. #	8010484.....
Replacement Upright (Large A Frame)	8010485.....
Replacement Rubber Per Foot.....	8020609FT.....

Kitchen Transport A-Frame Cart - 10' Heavy Duty



IC:MH27

The Weha 10' heavy duty kitchen transport rack is designed and built to store and transport full-sized stone countertops and island pieces, as well as full slabs. Built with heavier gauge steel, this rack will support over 11,000 lbs! Comes with forklift receivers to lift from all four sides of the A frame. The base and uprights come with replaceable rubber to prevent scratches. The Weha 10' long cart has 12 (6 per side) upright and tie down straps for secure transport. Made of Galvanized Steel for years of use.

Load Capacity	11,023 lbs
Length	118"
Width	48"
Load Height	87"
Width of contact surface	16"
Uprights	12
Weight	758 lbs
Cat. #	8010490.....

Single Sided A Frame Cart




IC:MH27

The Weha single-sided A frame is excellent for install vans, box trucks, as well as for in shop use and can easily be placed against walls for saving space. At only 26" wide, it allows plenty of room in vans and box trucks for additional installed equipment. Made of Galvanized steel. Comes with Forklift receivers for easy moving. The base and uprights come with replaceable rubber to prevent scratches and comes with 4 upright and tie down straps for secure transport.

Load Capacity	2205 lbs
Length	78"
Width	26"
Load Height	46"
Width of contact surface	16"
Uprights	4
Weight	198 lbs
Cat #	8010483.....
Replacement Upright	8020730.....
Replacement Rubber Per Foot.....	8020609FT.....

Large Single Sided A Frame



IC:MH27

The Weha large single-sided A frame is excellent for install vans, box trucks, as well as for in shop use. Can easily be placed against walls for saving space. At only 26" wide, it allows plenty of room in vans and box trucks for additional installed equipment. Made of Galvanized steel. Comes with Forklift receivers for easy moving. The large single sided allows for transport of taller pieces, such as islands. The base and uprights come with replaceable rubber to prevent scratches. Also comes with 5 upright and tie down straps for secure transport.


Load Capacity	2205 lbs
Length	94"
Width	26"
Load Height	71"
Width of contact surface	16"
Weight	220 lbs
Cat #	800002.....

Conversion Kit For WEHA A-Frames



The Weha conversion kit easily converts any Weha A frame into a mobile shop cart. Simply put the two wheels into the specially designed slot on one side and lift up on the other side with the hand dolly. Effortlessly move the A frames throughout the shop! The Weha conversion kit consists of 1 hand dolly and 2 wheels. Made of Galvanized steel and hard rubber for years of use!

Set Includes	A-Frame, Dolly and 2 wheels
Cat #	SET080023.....



IC:MH27

WEHA Tube A Frame




IC:MH27

Universal and versatility underscore this transport-supporting fixture for fracture risk work-pieces like e.g. kitchen still plates or bath covers. All contact areas lined with thick-walled rubber extrusions. The Rack delivered un-assembled and can be mounted within a few minutes. Distortion-free construction made from steel tubes with large frame thickness. Enamel coated surface. The attachment of the work pieces effected by means of ratchet straps.

Length	75"
Width	34"
Height.....	47"
Weight: approx.....	176 lbs
Transport Rack Wing	75x34x47"
Cat #	8010479.....

Transport A Frame



IC:MH27

Don't let the size fool you. The Weha kitchen transport 34" rack is stout at 34"x32", specifically designed to transport stone countertops. With only a height of 34", it is perfect for any standard width countertop. The best part about this A frame is that it is only 32" wide. This leaves plenty of room in the back of a truck to add all the other installation tools! Comes with forklift receiver to easily load into the back of a pickup truck. The base and uprights come with replaceable rubber top to prevent scratches. The Weha 34 cart comes with 8 (4 per side) upright and tie-down straps for secure transport. Made of Galvanized Steel for years of use.

Load Capacity	2205 lbs
Length	78"
Width	32"
Load Height.....	34"
Uprights	8
Weight	110 kg
Cat #	8010487.....

WEHA Tilting Work Table



IC:MH27

Table with 2 runaways each with 5 rolling shoulders. Carrying rollers of wear resistant PVC material. Height adjustability in 5 positions. Height adjustability of the bearing claws. 4 steering rollers 11 inches in rigid design (free of breakdowns due to partially elastic wheels construction).

Length	7 ft
Width	55"
Height.....	26"- 31"
Weight	198 lbs
Carrying Rollers width	16"
Capacity	1764 lbs
Cat #	8161290.....

WEHA Truck/Van Clamp Rack



IC:MH27

Very useful, with tighteners for transport of window sills, steps, slab setc. in a truck or a trailer. All contact surfaces rubber coated. No danger of slipping or being scratched. Safety due to very good lever mechanism. Set of two.

Length	45"
Height	20"
Clamping width	12"
Weight/piece	44 lbs
Cat#	8010725.....

WEHA Butterfly Slab Trolley



IC:MH27

The Weha Butterfly Slab Trolley is a self-locking spring-loaded clamp for easily moving material around the shop as well as installation. It's pneumatic wheels, easily roll over shop debris. The 35" steering handle is offset to easily move large pieces. All surfaces are galvanized, and load-bearing surfaces are coated with rubber for scratch resistant use. With a load capacity of 1100 lbs, it will carry most any job!

Load Capacity	1102 lbs
Length of contact surface	22"
Clamp width	3/4" - 6"
Pole height	35"
Gauge	23"
Pneumatic wheels	Two-11"x 2'4"
Weight	67 lbs
Cat#	8010128.....

WEHA Slab Dolly



IC:MH27

The Weha Slab Dolly is an excellent shop and install dolly. Designed for transporting slabs, it is made of rigid U-profile steel with a wooden contact surface. With a weight capacity of 1102 lbs, along with pneumatic wheels, you can easily move slabs throughout the shop.

Length	20"
Width	3"
Weight	198 lbs
Capacity	1102 lbs
Cat#	8010119.....

WEHA Extension Kit



IC:MH27

The Weha Extension Kit is an optional attachment to add additional stability to the butterfly slab trolley and slab dolly. The set of two easily slides into pre-designed slots for secure attachment. May be used as a set or individual use. Set of two.

Length	10"
Width	4"
Cat#	8010111.....

WEHA Stone Buggy



IC:MH27

The Weha Stone Buggy is a great in-shop buggy for storing tops, remnants and backsplashes. Made of heavy steel tubing, with powder coated surfaces, the wheels are placed outside the frame for better stability. 2 pneumatic and 2 locking casters. Solid base for all size pieces. Replacable rubber coated uprights. Also comes with 6 removable, rubber coated steel tubestops with 4 height adjustments shelves built into the frame. This allows for multilevel storage. Excellent for backsplashes! Easily store a complete job: countertop on the bottom, backsplashes on top!

Load Capacity	1102 lbs
Length of contact surface	55"
Total width	28"
Total height.....	42"
Load height	32"
Load depth	9"
Cat #	8010159.....

WEHA Slab Wagon



IC:MH27

Light, stable and stainless construction from aluminium profiles. 2 swivel rollers with total locking device, 2 fixed rollers. Supports with two height adjustable locking straps. Rubber surface, small turning circle, practical carrying handle.

Load Capacity	661 lbs
Length	44"
Width	24"
Useful height.....	23-30"
Tires	6.3"
Weight	61.7 lbs
Cat #	VD080480.....

WEHA V-Cart



IC:MH27

The Weha V cart is a great universal shop cart for easy loading and unloading of pieces during the fabrication process. All poles are easily removable for complete loading/unloading. All areas where the stone will come in contact with the cart are rubber coated. Also comes with 2 locking casters for cart stability. With a load capacity of 2205 lbs, the Weha V Cart can be used throughout the shop in many applications.

Load capacity.....	2205 lbs
Length	37"
Width	35"
Height.....	47"
Cat #	8161269.....

WEHA Shop Cart



IC:MH27

The Weha shop cart is a versatile shop cart for many in shop applications. Excellent for assorted cut stone pieces. Solid rubber wheels placed under the cart for easy turning. Comes with replaceable rubber for safe transport and storage.

Length	47"
Width	20"
Height.....	52"
4 Rollers of solid rubber	8"
Capacity	1984 lbs
Cat #	8161280

WEHA Carry Clamps



The Weha Carry Clamps are redesigned for up to 4cm of material. Double handles for up to 4 people. The more weight that is lifted, the tighter the grip. Rubber pads prevent marks or damage to the stone. Comes as a set of 2. For hand use only.

Load Capacity	176 lbs
Claw width	0-2"
Claw surface	9.4"
Weight	4.4 lbs
Cat #	8010406.....

IC:MH27

WEHA Hard Scissor Lifter



Comprises 2 lifting grips, connected together by an axle. Handles are rubber coated, slab sides are with plastic protection to prevent scratches on the stone. Set of two.

Claw width	0.8-6.3"
Weight	11 lbs
Cat #	8010400.....

IC:MH27

WEHA Sherpa



The robust light metal construction with integrated rollers enables the transport and the movement of stone slabs with a weight up to 500 lbs. To avoid back-breaking works during heavy transport situations, the two carrying units are respectively provided with two plastic hinged handles, adjustable in height, and with two eye bolts each to hang the transport belts. The two carrying units can be connected to a stable unit by means of connector bar. To reinforce the cutting you have to remove the bracing bar from the connector bar and to clamp the first one over the cutting field.

Load capacity	551 lbs
Stone slab's thickness	1.1-1.7"
Length	6.6-11"
Weight	55 lbs
Cat #	8010409.....



IC:MH27

WEHA Pit Fabrication Stands



IC:MH27

The WeHa Pit Heavy Duty Fabrication Stands are applicable for many workshop jobs. By means of mechanical cranking the trestles can be invariably adjusted to any desired working height. PVC-Covering protects the workpiece. Collapsible supporting legs save space, when the PIT will be placed aside. Height adjustable legs permit an inclination of the loading surface. Adjustable foot pegs for leveling.

Load Capacity 1102 lbs
 Length 32"
 Width 25"
 Height 31" - 47"
 Weight 66 lbs
 Cat # VD080391

WEHA Fab Stand



IC:MH27

The WeHa Fab Stand is a stackable, height adjustable workstand for laying out and fabricating stone. These fab stands are fantastic for complete kitchen layouts with templates. Stackable for transport and storage. Fully adjustable from 36"-42". Galvanized finish for longer life.

Cat # VD080392

WEHA Kitchen Boy



IC:MH27

The WeHa Kitchen Boy Work Table is a loaded premium work table with all the bells and whistles! Height adjustable by means of a crank. A wire basket to catch the sink remnant. Center adjustable wooden braces for different sizes sink cutouts. Locking roller castors. Slide out adjustable stop points. Steel adjustable tab limit stop rail. Foot operated tilt adjustment.

- Height adjustable by means of a hand crank
- Collecting screen for cutting wastes
- includes four 5" rubber wheels
- Wooden surface braces for sink cutouts

Load capacity 800 lbs
 Table length 78"
 Table width 26"
 Cat # 8161289

WEHA Work Table



IC:MH27

- 2 fixed and 2 swivel casters with locks

Load capacity 882 lbs
 Length 79"
 Width 20"
 Height 39"
 Cat # 8161283

The ultimate workshop tables for pre-assembly, inspection as well as for fabrication of kitchen top slabs.

WEHA Forklift Eye Hook



IC:MH27

For slipping onto the fork, stopping prevents slippage, rotating crane hook with safety device.

Load Capacity 2205 lbs
 Fork Input 5 x 3 in
 Weight 18 lbs
 Cat # 8010591

WEHA Adjustable Angle Telescopic Boom



IC:MH27

We transfer your fork-lift truck into a mobile crane! With telescopic extensions, 4 times adjustable in height, suitable for loading work and transportation. Stabilizer. Completely hot galvanized. Universal, suitable for any fork-lift truck. New: more lifting possibilities through new hook positioning. A safety chain protects it from slipping off the fork.

Load Capacity 5512 lbs
 Reach 15 ft
 Weight 551 lbs
 Cat # 8010608

WEHA High Rise Boom



Type II
with telescopic element

16" rise from
receivers to hook

IC:MH27

Rigid booms simple, very robust, with swivel hook, galvanized steel safety chain and stabilizer. extendible up to 11 ft.

Load Capacity (not extended) 5291 lbs
 Reach 84"
 Width 19"
 Fork Input 3" x 7"
 Weight 452 lbs
 Load Capacity (extended) 1323 lbs
 Length (extended) 11.15'
 Cat # VD080255

WEHA Swivel Hook





IC:MH27

Cat # 8020630

Safe stacking of stone slabs, prevents from breakages and accidents. Easy taking of the slabs by means of a slab grab. Strong rails and pipes for high stability. Set composed of 2 perforated rails, 10 foot, and 20 round pipes (TypeRR) and 16 rectangle pipes (TypeMagnum). Hot galvanized surface. Hot galvanized. Pipes with PVC protecting caps.

Length 10'
 Length of tubes (20pcs.) 4.9'
 Pipes dimensions 1-7/8" x 5"
 Weight 507 lbs
 Cat # SET080004.....




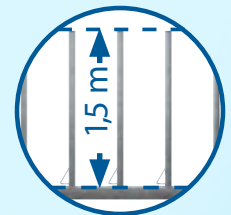

Length of rail 10'
 Length of tubes (16pcs.) 5'
 Pipes dimensions 2" x 4"
 Weight 904 lbs
 Cat # SET080033.....

IC:MH27

Storage

WEHA Bison Slab Rack Set

Stout Galvanized Steel Square Tubing uprights 60" tall to reduce slab angle force



Galvanized Steel-no rust-ever

New Angle set plate for correct slab placement Internal steel reinforcement for extra stability and strength.


Set includes 2-10' bases and 16- 60" uprights

IC:MH27

Cat # 8010601.....

WEHA Tube Remnant Rack

Durable Stone Slab storage unit consisting of: 2 basic rails and 16 rectangular tubes. Optimal edge protection abrasion proof solid rubber corner protectors, therefore particularly suitably with sensitive stone slabs. Slabs stand absolutely anti-slip. Sturdy square tubes with PVC cover cap. Basic rails and pipes hot-dip galvanized.




IC:MH27

Length of rails 78"
 Length of tubes 40"
 Cat # SET080058.....

WEHA GFK Remnant Rack

Ideally suitable for the storage of surplus stone pieces, finished items e.g. Window sills, Kitchen sill plates, etc. Set consists of: 2 centrally divisible holes rails, 18 pipes. Entire construction from glass-fibre reinforced plastic, thereby: small dead weight, corrosion-resistant, UV and weather-proof, form stability with cold weather or heat, easy on equipment




IC:MH27

Length of rails 98"
 Length of pipes 28"
 Cat # SET080067

WEHA Vertical Remnant Rack

Very useful for storage of workpieces of various heights and widths. Height-adjustable mountings (incl. tube cover). Bottom struts with wooden contact surface.



IC:MH27

Load Capacity (with evenly distributed load) 1102 lbs
 Length 116"
 Height 15" - 69"
 Cat # 8010438.....

WEHA Tilt Container

To solve the waist problem in the workshops Suitable for any fork-lift truck and for any length of fork. Tipping unlocked by pulling the cable, automatic blocking by putting on the floor. A chain protects it from slipping off the fork.

Load Capacity	3310 lbs.
Fork Input	0.66 x 0.26 ft
Length	5'
Width	4'
Height	3'
Weight	408 lbs
Cat #	8010153



IC:MH27

WEHA Hinged Collapsible Container

Similar to Hinged Container but capable of being disassembled for space-saving and shipping costs.

Length	3'
Width	3'
Height	2'
Weight	348 lbs
Cat #	8010154



Pick up from top lever. Opens bottom.



IC:MH27

Storage

WEHA Display Rack

Storage



The Weha Display Rack is structurally designed for safe display of stone for the showroom. Expandable from 39" to 69", with a maximum width of display at 20", the Display Rack allows to show realistic stone colors and patterns to the homeowner. Or only use back splash width (4") wide stone and display up to 5 different stones per rack. With each side having 4 display racks, a minimum of 8 different edge profiles can be displayed. Comes with locking roller casters for easy moving and safe display. With a minimum order, the Weha display rack can be painted specific colors to match showroom décor.

Adjustable width	39" - 69"
Depth	50"
max. Width of workpiece	20"
max. Capacity (per Rack)	253 lbs
Weight	243 lbs
Cat #	8161265

IC:MH27

WEHA A-Frame Storage Rack (set of 2)

The Weha A-Frame Storage rack with crossbar will hold up to 12,000 lbs per side. 60" long x 60" wide x 58" high with 6" spread on top of A to store full slabs.

- Reinforced design, for stacking natural stone slabs on site
- | | |
|------------------------------|---------------|
| Spread at top | 6" |
| Length | 60" |
| A-Frames set of 2 | 8020684 |
| Cross Bar for A frames | 8020686 |



IC:MH25


WEHA Angle Suction Cup Assembly

The folding rail allows the safe transport of angle slabs. Special construction rail for locking on angles of 30°, 45°, 90°, 180°.

Rail length 7 ft
Weight 40 lbs
Cat # SET080041



By means of a special pin-up device it is possible to connect the suction cups in order to move the rail and the suction cup together, as a complete unit. Time-saving especially when this set has to be used often and fast. To remove the suction cups only need to lift the rail slightly from the work surface. Suction cups can be slid up and down the rail.




IC:MH27

WEHA Suction Assembly

WeHa Suction Assembly consists of 2 capped aluminum rails and 12 double suction cups. It supports and protects your kitchen and bathroom tops in transport, reducing the chance of breaking the top. Special aluminum profiles allow a safe placement of the suction cups, which are individually adjustable.

Rail length 7 ft
Weight 40 lbs
Cat # SET080040



IC:MH27

WEHA Sherpa Cross Bar

The Weha Sherpa Cross Bar will clamp to the edge of the countertop to drastically reduce the possibility of countertop breakage during installation. Simply clamp the 60" bar on the edge of the stone center with the bowl cut out.

Cat # VZ080101



IC:MH27

Vacuum Cups and Lifters
Seam Setters, Suction Cup Assembly

WEHA Ratchet Seam Setter & Leveler




IC:MH27

Fine adjustments can be made by means of a micro adjustment screw creates a perfectly tight and level seam. It is also suitable for gluing of broken parts. Comes with carry case.

Suction plate8"
Weight12.1 lbs
Cat # 8010418.....

Comes With
Carrying Case

WEHA Seam Setter



IC:MH27

The Weha Seam Setter and double leveler is super quick and easy to use. 8" suction cups for over 300lbs of lifting force. Super strong pull and exact millimeter adjustment assures perfectly tight and level seams.

Comes with carry case.

Suction plate8"
Weight 11 lbs
Cat # VZ080105.....

Comes With
Carrying Case

WEHA Single Seam Setter




IC:MH27

The Weha Single Seam Setter was made specifically for pulling seams of counter tops. Super easy to use. Simply lock the cups in place and pull the material together with the handle. Comes with a micro adjustment screw for exact, tight seams. Comes with 2 5" cups with protective caps.

Suction plate5"
Weight2.4 lbs
Cat # 8010427.....

WEHA Quick Press System



IC:MH27

Innovative clamping system for laminating. Set consisting of 6 Clamping Clips and a pressure rail with a 78" bar. System can be put on completely and removed as a unit. Super fast clamping system. Clamps remain connected with the rail and can be moved as a unit!

Rail Length78"
Number of clamps 6
Max clamp thickness4.7"
Cat # SET080050.....

Vacuum Cups and Lifters
Seam Setters, Suction Cup Assembly


WEHA Stove Clamp



Composed of 2 aluminum rails with 2 vacuum lifters (115mm) each, individually displaceable on the rail. Perfect for all current glass ceramic cooktops, 4 adjustable level feet for perfect alignment and assembly.

Rail length 21"
Weight 9 lbs
Cat # 8010415

WEHA Butler Clamp



Fixing assistance for simple aligning of mitre edges! Perfect and inconspicuous Optics with the production of Facings (so called aprons) to achieve a 45 degree sticking together (mitre). Our Butler facilitates the setting-up for a perfect result for you!

Length 8.4"
Width 5.4"
Height 12"
Max clamping range 7.1"
Max. material thickness 1.6"
Weight 4 lbs
Cat # 8161261



Convenient-sized suction cups made of aluminum for lifting smooth and thick surfaces.

Load capacity 176 lbs
Suction plate 5"
Weight 1.4 lbs
Cat # 8010422

8" Plastic Handle Vacuum cup

Load capacity horizontal 175 lbs
Suction plate diameter 8 in
Weight 2.5 lbs
Cat # V2080104



8" Metal Vacuum cup

Load capacity horizontal 265 lbs
Suction plate diameter 8 in
Weight 3 lbs
Cat # 8010421

Heavy-duty and robust vacuum cups with high load capacity, especially for heavy and big work pieces with smooth surfaces. Vacuum control and safe work thanks to a warning marking. Handle made of brass.

IC:MH27



10" Metal Vacuum cup

Load capacity horizontal 331 lbs
Suction plate diameter 10 in
Weight 3.5 lbs
Cat # 8010416

WEHA Smart


IC:MH27



The suction pad serves as a quick and simple displacement of tiles. The vacuum is created by manual pressure on all smooth surfaces in a split second. With a brief lifting of the edge seal, the workpiece is quickly placed. Ideal for fast lifting of already laid tiles to a new position. Set consists of two vacuum pads and a practical storage box (see picture).

Load capacity 55 lbs
Diameter 4.13 in
Code Number 8161267

WEHA EP300




Vacuum generation by means of hand pump, no electricity or compressed air is required. Vacuum control by means of optical and acoustic warning device. By vacuum lost the work piece will be saved thanks a safety tank. Suction plate vulcanized.

Load capacity horizontal	661 lbs
Load capacity vertical	331 lbs
Suction plate	21.3" x 6"
Weight	33 lbs
Cat #	8010305.....
Optional Vacuum Air Ejector	8010302.....
Optional Rough Surface Plate.....	8010301.....

IC:MH27

WEHA VH400



Vacuum is produced by means of both a hand pump as well as compressed air. Vacuum is controlled by means of a warning device and pressure gauge. A safety tank also ensures, that in the event of vacuum being lost, the stone can still be set down. Comes standard with optional Air ejector.

Load capacity horizontal	882 lbs
Load capacity vertical	441 lbs
Aluminum Suction plate.....	17"
Weight	33 lbs
Cat #	8010617.....

IC:MH27

WEHA EP600




Vacuum is produced by means of a hand pump, therefore no electricity or compressed air is required. Vacuum is controlled by means of optical and acoustic warning device. A safety tank also ensures, that in the event of vacuum being lost the work piece can still be set down. Vulcanised suction plate.

Load capacity horizontal	1323 lbs
Load capacity vertical	661 lbs
Suction plate	24" x 10"
Weight	40 lbs
Cat #	8010305.....
Optional Vacuum Air Ejector	8010302.....
Optional Rough Surface Plate.....	8010301.....

IC:MH27

WEHA EP800




IC:MH27

Vacuum is produced by means of a hand pump, therefore no electricity or compressed air is required. Vacuum is controlled by means of optical and acoustic warning device. A safety tank also ensures, that in the event of vacuum being lost the work piece can still be set down. Vulcanised suction plate.

Load capacity horizontal	1764 lbs
Load capacity vertical	882 lbs
Suction plate	28" x 12"
Minimum height	9"
Weight	73 lbs
Cat #	8010310
Optional Vacuum Air Ejector	8010302

WEHA T 600 / 300

IC:MH27



Vacuum lifter for easy, fast lifting and setting off of stone slabs. Perfect for fitting and removing from grinding machines, saws or indoor transport. Easy PVC bushings. Wear-resistant, vulcanized suction cups. Vacuum tank. Galvanized surface. Pneumatics swiveling system and conversion kit for rough surfaces at extra charge.

Load capacity horizontal	1323 lbs
Load capacity vertical	662 lbs
Height (swiveling device excl./incl.)	21/40"
2 suction cups each	21 x 6"
Length cross beam	59"
Adjustment range	24 - 54"
Length handle	23"
Cat #	8010344
Optional Pneumatic Tilt	8010338
Optional Rough Surface Plate	8010301

WEHA T 900 / 450


IC:MH27



Vacuum lifter for easy, fast lifting and setting off of stone slabs. Perfect for fitting and removing from grinding machines, saws or indoor transport. Easy PVC bushings. Wear-resistant, vulcanized suction cups. Vacuum tank. Galvanized surface. Pneumatics swiveling system and conversion kit for rough surfaces at extra charge.

Load capacity horizontal	1984 lbs
Load capacity vertical	992 lbs
Height (swiveling device excl./incl.)	21/40"
3 suction cups each	21 x 6"
Length cross beam	51"
Adjustment range	24 - 54"
Length handle	23"
Cat #	8010298
Optional Pneumatic Tilt And Rough Surface Plate	H8020804L
Optional Rough Surface Plate	8010301

WEHA T 1200 / 600




IC:MH27

Vacuum lifter for easy, fast lifting and setting off of stone slabs. Perfect for fitting and removing from grinding machines, saws or indoor transport. Easy PVC bushings. Wear-resistant, vulcanized suction cups. Vacuum tank. Galvanized surface. Pneumatics swiveling system and conversion kit for rough surfaces at extra charge.

Load capacity horizontal	2696 lbs
Load capacity vertical	1323 lbs
Height (swiveling device excl./incl.)	21/39 in
4 suction cups each	21.3 x 6 in
Length cross beam	59 in
Adjustment range/Length	23.6 - 53.4 in
Adjustment range/Width	7.3 - 22 in
Length handle	23 in
Weight	183 lbs
Cat # (Manual Tilt)	8010299
Optional Pneumatic Tilt	8010338

WEHA T 1500 / 750




IC:MH27

Vacuum lifter for easy, fast lifting and setting off of stone slabs. Perfect for fitting and removing from grinding machines, saws or indoor transport. Easy PVC bushings. Wear-resistant, vulcanized suction cups. Vacuum tank. Galvanized surface. Pneumatics swiveling system and conversion kit for rough surfaces at extra charge.

Load capacity horizontal	3307 lbs
Load capacity vertical	1654 lbs
Height (swiveling device excl./incl.)	21/39 in
5 suction cups each	21.3 x 6 in
Length cross beam	59 in
Adjustment range/Length	23.6 - 53.4 in
Adjustment range/Width	7.5 - 22 in
Length handle	23 in
Weight	203 lbs
Cat #	8010345
Optional Pneumatic Tilt	8010338
Optional Rough Surface Plate	8010301

WEHA T 1800 / 900



Vacuum lifter for easy, fast lifting and setting off of stone slabs. Perfect for fitting and removing from grinding machines, saws or indoor transport. Easy PVC bushings. Wear-resistant, vulcanized suction cups. Vacuum tank. Galvanized surface. Pneumatics swiveling system and conversion kit for rough surfaces at extra charge.

Load capacity horizontal	3968 lbs
Load capacity vertical	1984 lbs
Height (swiveling device excl./incl.)	21/39 in
4 suction cups each	24 x 10 in
Length cross beam	59 in
Adjustment range	24 - 54 in
Length handle	23 in
Weight	183 lbs
Cat #	8010399
Optional Pneumatic Tilt	8010338
Optional Rough Surface Plate	8010301

WEHA Lifters




IC:MH27

Light and compact construction. Reinforced pressure plate for even safer handling. Ideal for the easy extraction from tight piles of slabs.

Lifter	50 lbs	75 lbs
Load capacity	2646 lbs	2646 lbs
Height	14"	16"
Claw Width	0.6 - 2"	1.2 - 3"
External clamping jaw	0.9"	0.9"
Weight	44 lbs	62 lbs
Cat #	8010223	8010221

Important: Read carefully the operating instructions.
It is not allowed to lift waxed and frozen slabs.

WEHA SC750



IC:MH27

- Automatic locking mechanism
(when releasing the slab, the jaws will automatically lock)
- Exchangeable vulcanized pressure plates
- Swiveling suspension eye hook

Capacity	1653 lbs
Depth	7"
Width	19"
Grab range	0.4 - 4.0"
Weight	44 lbs
Cat #	8161288

WEHA R400 Slab Grab



IC:MH27

Very manageable and light slab grab with small dimensions and galvanized surface. Jaws and other contact surfaces are completely rubber coated. A return spring keeps it in the vertical position. When the slab is being put down, a locking automatism (protected by law) substitutes the manual locking.

Load capacity	882 lbs
Min. height	11"
Max. height	15"
Claw width	0.79 - 3.15"
Claw surface	6 x 4"
Weight	17.6 lbs
Cat #	8010202

WEHA R400 Twin



Very manageable and light slab grab with small dimensions and galvanized surface. Especially suitable for fragile slabs. Jaws and other contact surfaces are completely rubber coated. A return spring keeps it in the vertical position. Locking automatism (protected by law) as R 400.

Load capacity	1764 lbs
Min. height	11"
Max. height	15"
Claw width	0.8 - 3"
Claw surface	16 x 4"
Weight	46 lbs
Cat #	8010204

Important: Read carefully the operating instructions. It is not allowed to lift waxed and frozen slabs.

WEHA R1000 Plus



IC:MH27

Reliable grab for the transfer and set up of monument slabs. A long clamping lever presses the jaw on the stone and guarantees max. worksafety. Galvanized steel construction. Adjustable hanging eye for right balance.

Load capacity.....	2205 lbs
Min. height.....	15"
Claw width.....	19"
Weight.....	71 lbs
Cat #.....	8010205.....

Important: Read carefully the operating instructions. It is not allowed to lift waxed and frozen slabs.

WEHA R1000



IC:MH27

Heavy-duty slab grab, very robust with galvanized surface. Jaws and other contact surfaces are completely rubber coated. A return spring keeps it in the vertical position. When the slab is being put down, a locking mechanism (patented) locks automatically.

Load capacity.....	2205 lbs
Min. height.....	25"
Max. height.....	32"
Claw width.....	0.8 - 8"
Claw surface.....	8 x 8"
Weight.....	46 lbs
Cat #.....	8010210.....

Important: Read carefully the operating instructions. It is not allowed to lift waxed and frozen slabs.

WEHA R1000 Jumbo



IC:MH27

For massive stone and smaller blocks of stone. With locking automatism. Perfect protection: jaws completely galvanized prevents scratches on the valuable materials. Additional protection is given by the rubber coating. With return springs on the jaws.

Load capacity.....	2205 lbs
Min. height.....	25"
Max. height.....	44"
Claw width.....	10 - 20"
Claw surface.....	8 x 8"
Weight.....	93 lbs
Cat #.....	8010216.....

Important: Read carefully the operating instructions. It is not allowed to lift waxed and frozen slabs.

WEHA R1500



IC:MH27

Heavy-duty slab grab, very robust with galvanized surface. Jaws and other contact surfaces are completely rubber coated. A return spring keeps it in the vertical position. When the slab is being put down, a locking mechanism (patented) locks automatically.

Load capacity.....	3307 lbs
Min. height.....	25"
Max. height.....	33"
Claw width.....	0.8 - 10"
Claw surface.....	8 x 7"
Weight.....	93 lbs
Cat #.....	8010215.....

Important: Read carefully the operating instructions. It is not allowed to lift waxed and frozen slabs.

Vacuum Cups and Lifters
Seam Setters, Suction Cup Assembly



WEHA Riba 1

Light and manageable slab grab for vertical transport of slabs. A cable guide guarantees slab lowering without problem. Rubber coated jaws.

Load capacity 1102 lbs
 Min. height 12"
 Claw width 0 - 3"
 Weight 20 lbs
 Code Number 8010235

Important: Read carefully the operating instructions. It is not allowed to lift waxed and frozen slabs.



WEHA Riba 2

Mid-heavy slab grab for vertical transport of slabs. A cable guide guarantees slab lowering without problem. Rubber coated jaws.

Load capacity 2646 lbs
 Min. height 16"
 Claw width 0 - 6"
 Weight 49 lbs
 Code Number 8010240

Important: Read carefully the operating instructions. It is not allowed to lift waxed and frozen slabs.



WEHA Riba 3

Heavy slab grab for vertical transport of slabs. A cable guide guarantees slab lowering without problem. Rubber coated jaws.

Load capacity 3087 lbs
 Min. height 20"
 Claw width 0 - 11"
 Weight 64 lbs
 Code Number 8010245

Important: Read carefully the operating instructions. It is not allowed to lift waxed and frozen slabs.



Notes

Lined area for handwritten notes, consisting of 35 horizontal lines.

Vacuum Cups and Lifters
Seam Setters, Suction Cup Assembly

WEHA QB9-Tornado



Light, convenient-sized and powerful wet grinder for continuous operation. Handles surface rubber-coated. Excellent use in connection with diamond resin abrasives. With air returning hose.

- Rear exhaust muffler
- Reversible side handle
- Front handle T-Grip
- Center water feed

Spindle-thread	5/8 - 11"
Air required	16cfM @ 9psi
Weight	3.5 lbs
Max speed	4,000 rpm
Code Number	7270001

Comes with a wrench, T-Grip handle, clip on water and dust shield.

IC:AT20

WEHA Stone Chisel



Fully automatic production of chiseled edges by breaking the slab edge. Faster processing in comparison with the traditional method. Improved ergonomic construction. Adjustable tool according to the slab thickness.

Slab thickness	1-5/8"
Length	14"
Width	11"
Height	115"
Air pressure	90 psi
Air requirement per stroke	4cfM
Weight	32 lbs
Code Number	7264116



IC:AT20

WEHA Water Fed Air Polisher



- 5/8-11 thread
 - Max Speed
 - Weight
 - Air consumption
 - Air Inlet
 - Sound pre
 - Side Exhaust
 - Center water feed
 - Comes with wrench, side handle, water guard, air hose, water hose
 - Code Number
- | | |
|-----------------------|---------------|
| Max Speed | 4500 rpm |
| Weight | 2.6 lbs |
| Air consumption | 16 cfm@90 psi |
| Air Inlet | 1/4" |
| Sound pre | 84 dba |
| Code Number | 7270012 |

IC:AT20



WEHA "W"- Diamond Turbo Blade

- Dry-cutting blade may be used wet
- Ideal for granite, marble and other natural and engineered stone.

Size	Cat #
4-1/2"	51404
5"	51405
6"	51407
7"	51406

IC:DB30




WEHA "W"- Diamond Side Cut

- May be used wet
- For granite, marble and engineered stone
- The price includes the package, manual, label.

Size	Cat #
5"	51383

IC:DB50



Premium Turbo Blades

- Dry-cutting blade may be used wet
- Granite, Marble, Hard ceramic tile
- Quad holes included
- Premium Performance
- Chip free

Size	Cat #
4"	51420
4 1/2"	51421
5"	51422
6"	51423
7"	51424
8"	51425

IC:DB50



IC:DB25

WEHA Array Diamond Blade

- Layered diamond technology
- Cuts all types of granite
- Longer diamond life

Size	Cat #
12"x15 mm	7645
14"x15 mm	7646
16"x15 mm	7647



IC:GR35

WEHA GR-29 Diamond Blade

- European style segment
- Split segment for fast cutting
- For all horsepower saws

Size	Cat #
14"x20 mm	VZ051228
16"x20 mm	VZ051229
18"x20 mm	VZ051230



IC:GR35

WEHA GR-Matrix S

- Layered diamond technology
- Super smooth cut
- Granite and ES stone
- For medium to high horsepower saws

Size	Cat #
12"x18 mm	VZ051412
14"x18 mm	VZ051413
16"x18 mm	VZ051414




IC:WB

"W" Segment Blade

- Designed for fast cutting on all types of Granite
- 18mm height segment
- "W" segment pulls slurry away for faster cutting
- Silent Core for noise reduction
- For all horsepower saws

Size	Cat #
12"x18 mm	VZ051074
14"x18 mm	VZ051075
16"x18 mm	VZ051076
18"x18 mm	VZ051077



WEHA Super Cut

- "W" segment design help to remove slurry
- Silent core
- full 20mm segment

Size	Cat #
14"x20 mm	5401401
16"x20 mm	5401402
18"x20 mm	5401403

Diamond Rodding blade for stone "W"- Diamond



- Use on all natural stone.
- Perfect for cutting rodding channel for steel or fiberglass rods.

Size	Cat #
3" x 1/4"	51398
3" x 3/8"	51399
4" x 5/16"	51400
4" x 3/8"	51401
4-1/2" x 5/16"	51402
4-1/2" x 3/8"	51403
5" x 5/16"	51404
5" x 3/8"	51405

IC:RB25




WEHA Diamond Contour Blade

- Designed for sink cut outs
- Fast, smooth, clean cuts
- Very aggressive on all types of stone
- May be used WET or DRY

Size	Cat #
4-1/2"	51440
5"	51441

IC:CB55

Diamond Jig Saw Blades




- Make Galeski PGS 50 PGS 60 or Weha MINICUT tools
- must be used wet

Cat #	Material Thickness	Material	Type	Jigsaw Type
VD070058	2 cm	Granite	SGG2	PGS 50
7199220	2 cm	Granite	SGG2	PGS 60
7199230	3 cm	Granite	SGG2	PGS 60
7199240	4 cm	Granite	SGG2	PGS 60

IC:JS30


Diamond blades for cutting bridge



- to cut the corner joints e.g. with stove cutouts
- for jigsaws make Galeski PGS 50 PGS 60 or Weha Minicut tools
- must be used wet

Cat #	Material Thickness	Material	Type	Jigsaw Type
VD070677	2 cm	Granite	SGB 2	PGS 50
VD070064	3 cm	Granite	SGB 3	PGS 50
VD070065	4 cm	Granite	SGB 4	PGS 50

WEHA Gift Blade



Size	Part Number
4 1/2"	VZ051062
5"	VZ051063
7"	VZ051064

IC:AB50

Quad Adapter



- 5/8-11 thread
- Fits on blades, cupwheels, etc
- Made of Aluminum
- Comes with 4 screws

4 hole x 5/8-11 Quad Adapter Cat # VZ051054

IC:AD55

WEHA Premium Dry Pads



- Velcro Backed
- Designed for granite, marble, concrete, Travertine, Lime stone, Slate, and other natural stones
- Perfect polish
- Max RPM 4500
- May use WET or Dry

Description	Cat #
4" Polishing Pad 50 grit	VZDP450
4" Polishing Pad 100 grit	VZDP4100
4" Polishing Pad 200 grit	VZDP4200
4" Polishing Pad 400 grit	VZDP4400
4" Polishing Pad 800 grit	VZDP4800
4" Polishing Pad 1500 grit	VZDP41500
4" Polishing Pad 3000 grit	VZDP43000
4" Polishing Pad F/P Black	VZDP4FBB

IC:DP60

WEHA "W" Wet Pads



- Premium Quality
- Velcro Backed
- Designed for granite, marble, concrete, ES
- Excellent polish
- Polishes Fast
- Wet Use Only
- Long Lasting
- 3 mm Thick

Description	Cat #
3" Polishing Pad 50 grit	11350
3" Polishing Pad 100 grit	113100
3" Polishing Pad 200 grit	113200
3" Polishing Pad 400 grit	113400
3" Polishing Pad 800 grit	113800
3" Polishing Pad 1500 grit	1131500
3" Polishing Pad 3000 grit	1133000
3" Polishing Pad F/P Black	113FBB

Description	Cat #
4" Polishing Pad 50 grit	11450
4" Polishing Pad 100 grit	114100
4" Polishing Pad 200 grit	114200
4" Polishing Pad 400 grit	114400
4" Polishing Pad 800 grit	114800
4" Polishing Pad 1500 grit	1141500
4" Polishing Pad 3000 grit	1143000
4" Polishing Pad F/P Black	114FBB

Description	Cat #
5" Polishing Pad 50 grit	11550
5" Polishing Pad 100 grit	115100
5" Polishing Pad 200 grit	115200
5" Polishing Pad 400 grit	115400
5" Polishing Pad 800 grit	115800
5" Polishing Pad 1500 grit	1151500
5" Polishing Pad 3000 grit	1153000
5" Polishing Pad F/P Black	115FBB

IC:WP55

WEHA Wet Pads




- Outstanding Performance
- Velcro Backed
- Excellent for granite
- Wet Use Only
- 3 mm Thick
- Good Life

Description	Cat #
4" Polishing Pad 50 grit	VZP450
4" Polishing Pad 100 grit	VZP4100
4" Polishing Pad 200 grit	VZP4200
4" Polishing Pad 400 grit	VZP4400
4" Polishing Pad 800 grit	VZP4800
4" Polishing Pad 1500 grit	VZP41500
4" Polishing Pad 3000 grit	VZP43000
4" Polishing Pad F/P Black	VZP4FBB

IC:WP55

Diamond: Pads, Core Bits
Zero Tol and Cupwheels

CNC Snail Lock Edge Grinding Wheels



IC:DM30

Description	Cat #
Position 1 Metal	114150
Position 2 Metal	114151
Position 3 Diamond	114152
Position 4 Diamond	114153
Position 5 Diamond	114154

Diamond Polishing System "W"- Diamond



IC:DM40

Description	Cat #
10" Metal bond 50/60#	V2051384
10" Metal bond 200#	V2051385
10" Metal bond 400#	V2051386
10" Resin bond 200#	V2051387
10" Resin bond 400#	V2051388
10" Resin bond 800#	V2051389
10" Resin bond 1500#	V2051390
10" Resin bond 3000#	V2051391
10" Final polish, black	V2051392

Dia-Gloss Magnum Premium 11 mm Thick



IC:DM35

- Velcro Polishing Pad
- 5"
- 40 mm Center Hole
- 11 mm Thick Diamond

Cat #	Grit
5008440	30
5008442	50
5008444	100
5008446	200
5008448	400
5008450	800
5008452	1500
5008454	3000
5008456	Buff

Dia-Gloss Magnum SF - Snail Lock



IC:MH35

- 5"
- 11 mm Thick

Cat #	Grit
5008480	50
5008482	100
5008484	200
5008486	400
5008488	800
5008490	1500
5008492	3000
5008494	Buff

Snail Lock Back-Up Pad



Description
4" Snail Lock
5" Snail Lock

Cat #
VZ051040
VZ051041

IC: BK35

Flexible Back-Up Pad



Description
3" Flexible
4" Flexible
5" Flexible

Cat #
VZ051048
VZ051045
VZ051051

IC: BK48

Rigid Back-Up Pad



Description
3" Rigid
4" Rigid
5" Rigid

Cat #
VZ051049
VZ051046
VZ051052

IC: BK48

Super Flex Back-Up Pad



Description
3" Super Flex
4" Super Flex
5" Super Flex

Cat #
VZ051035
VZ051036
VZ051037

IC: BK45

Aluminum Back-Up Pad



Description
4" Aluminum

Cat #
51078

IC: BK40

Diamond: Pads, Core Bits
Zero Tol and Cupwheels

CNC Core Bits - Thin Wall



Diameter	Cat #
1-1/4"	20155
1-3/8"	20156
1-1/2"	20157
1-3/4"	20158
2"	20159
3"	20160

IC:CD48

"W"- Diamond Core Bit



- Dry core drill bit
- 10,000 suggested RPM
- Connection - 5/8"
- Total Length - 3-3/4"

Diameter	Cat #
1"	VZ051393
1-1/4"	VZ051394
1-3/8"	VZ051395
1-1/2"	VZ051396
2"	VZ051397

IC:CD35

Diamond: Pads, Core Bits
Zero Tol and Cupwheels

Dry Core Bits



- Designed to be used Dry or Wet
- 5/8-11 thread
- For granite, marble, engineered stone
- Excellent life
- Vac brazed diamonds on both the inside and outside
- 5" Length

Diameter	Cat #
1-1/4"	20137
1-3/8"	20138
1-1/2"	20139
1-3/4"	20140
2"	20141

IC:CD48

Wet Core Bits




- Designed to be used Wet
- 5/8-11 thread
- For granite, marble, engineered stone
- Excellent life

Diameter	Cat #
1-1/4"	VZCB32
1-3/8"	VZCB35
1-1/2"	VZCB40
1-3/4"	VZCB45
2"	VZCB50

IC:CD48

Zero Tolerance Wheel



- Thread - 5/8"-11
- Grit - Coarse

Description	Cat #
1"x 1-5/8" Resin	30210
2"x 1-5/8" Resin	30211
3"x 1-5/8" Resin	30212
4"x 1-5/8" Resin	30213

IC:DM30

Stock Removal Drum Wheels



- Grit #36 / #46 / #60
- Thread M14 - 5/8"-11

Size	Grit	Cat #
2"x 2"	36	30201
2"x 2"	46	30202
2"x 2"	60	30203
3"x 2"	36	30204
3"x 2"	46	30205
3"x 2"	60	30206

IC:DM25

Portable Double Edge Breaker Wheels

Stone Thickness	Cat #
2 cm - 4 cm	10610

- M8, M10 Bolt
- Save your pos 1 bit
- May use bit together or use separatley for both
- Open and close profiles

IC:DM40

Portable Edge Profile Router Bits



- Continuous Rim Type & Segment Type (M8, M10 Bolt)
- Grit - Coarse / Medium / Fine

Description	Cat #
2 cm B Demi Bull	30316
3 cm B Demi Bull	30317
2 cm F ogee	30319
3 cm F ogee	30320
3 cm V Full Bull	30321
4 cm V Full Bull	30322

IC:DM30

Diamond: Pads, Core Bits
Zero Tol and Cupwheels

Aluminum Turbo Cupwheel



- Turbo style for fast stock removal
- 5/8-11 thread
- Light weight aluminum back
- Perfectly balanced
- 3 grits available from stock removal to honing
- Water displacement for effective wet use
- May be used WET or DRY

Description	Cat #
4" Coarse	VZ050201
4" Medium	VZ050202
4" Fine	VZ050203

IC:DM50

Vacuum Brazed Contour Cupwheel



- High quality for granite and marble
- Contour shape allows inside radius grinding
- Smooth, chip free results
- 5/8-11 thread
- Super light weight cupwheel
- May be used WET or DRY

Diameter	Cat #
4" Coarse	50172
4.5" Medium	50173

IC:DM35

Duo Side Cut Blade/Cupwheel



- Multi purpose use for granite, marble and other stones
- For use as a blade for cutting
- Use as a flat cupwheel for grinding
- Diamonds on both sides
- When one side wears out, flip it over for a brand new blade!
- Comes with Quad Adapter
- Smooth grinding, Virtually no chipping
- May be used WET or DRY

Diameter	Cat #
4.5"	VZ051071

IC:DM35


Radial Arm Finger Bit



Description	Cat #
20 mm x 20 mm x 14	30515
4" x 1/2" Gas x 14 Adapter	30520

IC:FB40

CNC Finger Bit



- 1/2 gas thread
- Designed for natural and engineered stone
- 5 segments
- 22mm x 45mm Dimensions
- Works on all CNC machines

Cat #
VZ051044

IC:FB30

Top Racer


- Up to 36" per minute fully engaged
- Up to 8500 RPM
- 8 segments
- Cat # - C5002835



IC:FB25

Diamond: Pads, Core Bits
Zero Tol and Cupwheels

WEHA Is Your Bush Hammer Headquarters



Diamond: Pads, Core Bits
Zero Tol and Cupwheels

Soft Finish - Similar to Sand Blast
Medium Finish - Similar to Flame Finish
Rough Finish - Similar to Pits
From 4" to 17"
Call For More Information

Rodding Stand



IC:MH27

Stabile, sturdy construction of galvanized steel. Easy ex-change of material, Coil suitable for various GRP cross-sections. Designed STRONG!

Length 40"
 Width 26"
 Height 36"
 Cat # VZ080063.....

Carbon Fiber Rodding




IC:FR40

PVC profile made of glass fiber for the reinforcement of the kitchen tops. With carbon fiber component part for high stability. As a line on both sides assures a very safe fastening.

Flat section 1/8" x 3/8"
 Length 328 ft
 Code Number 8160061.....

25% Stronger than standard rodding

Fiberglass Rodding



IC:FR40

Flat section 1/8" x 3/8"
 Length 100 ft
 Code Number 8160066.....

Flat section 1/8" x 3/8"
 Length 300 ft
 Code Number 8160065.....


Advantages of fiberglass rodding

- Will not rust over time
- Mechanically bonds to the adhesive rather than just surrounding it like metal rodding
- The labor and time savings with not having to clean and grind each rod is more than enough to offset the costs of the fiberglass rodding.
- Fiberglass rodding is one of the strongest materials that can be used to increase load tolerance and deflection up to 1600%!
- Fiberglass rodding greatly increases safety. If a piece of stone breaks during an install with fiberglass rodding, the stone stays intact. Therefore no employees are injured nor any damages to the floor will need repaired.
- No waste! Comes in 300 foot roll. Quickly and easily cut the exact length you need.
- May be used on arches, round tables, or any special application.

Diamond: Pads, Core Bits
Zero Tol and Cupwheels

Back Splash Rollers

for the easy installation of full height back splashes



Diamond: Pads, Core Bits
Zero Tol and Cupwheels



Ideal aid to the assembly of full height back splashes within the kitchen area. The lifting and transporting over the already laying kitchen sill slab is very laborious; and lead frequently to damages such as scratches or fractures. With the use of the roller guiderails, the workpiece lets itself roll simply over the sill plates. In addition, shifting on the nylon rollers to the side is smooth and easy.

Gentle on the workers' back, backbone AND save time! These set contains three roller guiderails. Bottom areas coated with rubber so counter top does not get scratched. Nylon rollers permit easy running, robust, and rolls smoothly.

IC:AC27

Cat #8010613.....

Transportwagon WTW 800



IC:WTW27

Four wheel truck with tilting platform. Steering by means of ball turntable and tow bar. Tilting claws with galvanised rubber. Parking brake on the tow bar. At changing from vertical to horizontal position, the bearing surface blocked automatically.

Load Capacity	1764 lbs
Length	42"
Width	13"
Height	17"
Gauge	23"
Pneumatic wheels	4 Ply 12"x 13"
Weight	150 lbs
Cat #	8010114.....

Transportwagon WTW 1500



IC:WTW27

Similar to WTW 800 but with special wheels for high capacity.

Load Capacity	3307 lbs
Length	60"
Width	17"
Height	19"
Gauge	27"
Pneumatic wheels	6 Ply 15"x 3"
Weight	209 lbs
Cat #	8010116.....

Stone trolley for confined spaces



IC:ST27

This trolley can be used to move gravestones easily even in confined spaces. Removable 700mm pole, wooden bearing surface, adjustable and removable side supports.

Load Capacity	1102 lbs
Length	65"
Total width	14"
Gauge	13"
Wooden Bearing Surface	27"x 10"
Pneumatic wheels	9"x 3"
Weight	59 lbs
Cat #	8010118.....

Trolley TR 500



IC:TR27

Light and manoeuvrable tubular construction with plastic grips and rubber bearing surfaces, rubber coated blade, vulcanized. Powder coating.

Load Capacity	1107 lbs
Height	37"
Gauge	24"
Claw width	18"
Blade Dimension	15" x 16"
Pneumatic wheels	9" x 3"
Weight	46.3 lbs
Cat #	8010090.....

Trolley WTR 1000

Universal trolley with eccentricity of centre of gravity, tubular construction ST52 with removable wooden bearing surface. Claws with galvanised rubber, special wheels 6 PLY for high capacity.



IC:TR27

Load Capacity	2205 lbs
Height vertical position.....	62"
Height horizontal position.....	18"
Gauge	27"
Claw width	24"
Width of contact surface	18"
Pneumatic wheels.....	15"x 3"
Weight	77.2 lbs
Cat #	8010102.....

Trolley WTR 1001

The same as model WTR 1000, with width adjustment.



IC:TR27

Load Capacity	2205 lbs
Height vertical position.....	62"
Height horizontal position.....	18"
Gauge max.	25"
Gauge min.	17"
Claw width	24"
Width of contact surface	17"
Pneumatic wheels.....	15"x 3"
Weight	99.2 lbs
Cat #	8010107.....

Front trolley for WTR 1000/1001

This front trolley can be used to transform your trolley into a four-wheel trolley. Swivelling pole, manoeuvrable pneumatic wheels.



IC:TR27

Pneumatic wheels.....	9"x 3"
Weight	39.7 lbs
Cat #	8010110.....

Trolley CHOPPER

Light, handy device especially for the transport of kitchen tops and bathroom surfaces. Special adjusting mechanism for 3 working positions: Horizontal: as a 4 wheel trolley. Tilted: Ideal for the temporary slabs storage. The inclination allows inspecting exactly the slabs after the processing. Vertical: for the common slabs transport



IC:TR27

Load Capacity	882 lbs
Total width	18"
Total height.....	49"
Shovel (width x depth)	18"x 7"
Pneumatic wheels.....	9"x 3"
Weight	93 lbs
Cat #	VD080419.....

Stacking pallet



IC:TR27

Steel construction with wooden inserts for protective storage of cut stones, window sills, etc. With four hooks for crane lifting. Suited for lift truck.

Load Capacity	2641 lbs
Length	60"
Width	24"
Height	26"
Weight	168 lbs
Cat #	8010160.....

Transport and storage trestle for raw slabs



IC:TR27

Day's production prepared for the bridge saw, i.e. several raw slabs can be placed on it. When one or more slabs are needed, it is possible to move the whole pallet with a fork-lift truck. An integrated punched bar prevents the other slabs from tipping.

Load Capacity	11023 lbs
Working depth	37"
Width	60"
Height	62"
Fork input	6" x 3"
Weight	551 lbs
Cat #	8010476.....

Stacking transport pallet



IC:TR27

Tough tubular construction, all bearing surfaces covered with wood. 2 removable supports facilitate loading. Can be transported by fork-lift truck or crane crossbeam (4 hooks).

Load Capacity	2646 lbs
Length	54"
Width	32"
Height	32"
Weight	88 lbs
Cat #	8010161.....

Chassis for transport pallets




IC:TR27

To be used within the workshop area for transport stacking pallets, with solid rubber castors (2 fixed and 2 steering, 200 mm) with brake. With pole.

Load Capacity	1764 lbs
Length	60"
Width	32"
Height	12"
Weight	71 lbs
Cat #	8010163.....

Shelf Stand SOLO




IC:SS27

Space-saving storage of e.g. verges, cover plates, etc. Galvanized structural steelwork, 4 levels, high carrying capacity of entirely 2400kg (600kg for each level), easy to set up.

Load Capacity	5291 lbs
Width	35"
Height	52"
Depth	40"
Working Depth	33"
Clearance	10.6 in
Cat #	8010464.....

WEHA Monument Shelf



IC:SC27

For a clean and cleared away stockyard, with optimal space saving, even in the height. 5 storage levels. Easy drive in with a fork-lift truck. Carrying beams with wooden contact surfaces, without screws, just inserted into the vertical support.

Load Capacity per partition	1764 lbs
total load capacity	8800 lbs
Adjustable in width	27" x 60"
Height	10'
Weight	882 lbs
Cat #	8010466.....

Monument

Aluminium gantry crane



IC:GC27

For cemetery and workshop, for emptying and loading and for moving gravestones, easy to transport and erect, entire crane made of aluminium, each support leg can be individually adjusted, working width infinitely adjustable, with reel driver runner for safe and precise load movement. Type SPLIT: Running rail and lateral parts with folding up and disassembling possibility.

Load Capacity	2205 lbs
Beam length	16"
Total weight	286 lbs
Cat #	SET080027.....


Load Capacity	3307 lbs
Beam length	13"
Total weight	273 lbs
Cat #	SET080026.....

Load Capacity	4409 lbs
Beam length	13"
Total weight	231 lbs
Cat #	SET080036.....

For all types
 Overall width..... 5.63 ft
 Crab weight..... 22 lbs

Overall height max 11.55 ft
 Bottom edge 10.56 ft
 Overall height min 7.53 ft
 Bottom edge 6.55 ft

Type SPLIT: Running rail (a) and lateral parts (b) with folding up and disassembling possibility



Type SPLIT	
Load Capacity	3307 lbs
Beam length	13"
Total weight	209 lbs
Cat #	SET080039.....

Rotating Trestle Star



IC:TS27

Very tough frame construction with rotating bearings surface, wooden coated. Very strong trapezoidal thread spindle allows stepless height adjustment. Possibility to be blocked in each height and rotating position.

Load Capacity	1654 lbs
Contact surface	19" x 19"
Adjustable in height	20" x 36"
bottom dimension	24" x 24"
Weight	165 lbs
Cat #	8010130.....

Rotating Trestle Saturn eco / Saturn extra



IC:TS27

Very tough frame construction with rotating bearings surface, rubber coated (vibrations absorbing). Very strong trapezoidal thread spindle allows stepless height adjustment. Possibility to be blocked in each height and rotating position.

Load Capacity	1654 lbs
Contact surface	19" x 19"
Adjustable in height	20" x 36"
bottom dimension	27" x 25"
Wheels (3 with brake, 2 fixed)	6"
Weight	176 lbs
Cat #	8010131.....
Load capacity	2205 lbs
Cat #	8010132.....

Rotating Trestle Komet



IC:TS27

Surface powder-coated. High structural stability thanks to 5 castors. The pole allows an easy and safe use. Plug-in for the pneumatic air gun. 3 castors with brake (200 mm diam.) and 2 fixed castors (200 mm diam.).

Load Capacity	1764 lbs
Contact surface	19" x 19"
Adjustable in height	24" x 36"
bottom dimension	27" x 25"
Wheels (3 with brake, 2 fixed)	6"
Weight	176 lbs
Cat #	8010141.....

Platform trolley



IC:PT27

4 tire trolley, made of sectional steel, swivel bolster with combined ball bearing rim. Loading surface with water-resistant fiberboard, air tires.

Load Capacity	1543 lbs
Contact surface	62" x 30"
Set of tires	15" x 3"
Cat #	8010121.....
Load Capacity	2765 lbs
Contact surface	78" x 39"
Cat #	8010122.....

Pneumatic Hammer Program




For More Information
call 1-877-315-4761

WSH 319
WSH 325



The Advantages of the **weha** Pneumatic Hammer at a glance!

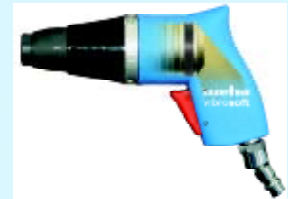


Monument

Century Art



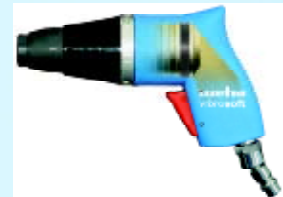
WSH 113



WSH 213




WSH 116



WSH 216



WSH 118 S



Wedge anchor Bolts



Pre-assembled. For quick assembly of angles, galvanised. Stainless steel clip with m8 thread and nut.

Stainless Steel
 Dimensions.....8 mm x 58 mm
 Packing unit..... 100
 CAT # 4070009
 Price.....

IC:WA27

Angle bracket



Made of galvanised steel strip with 90° angle and a punched slot. Material 5mm thick, with reinforcement crimp.

Height..... 1.4 in
 Material thickness 0.2 in
 Side dimensions..... 3 x 3 in
 Packing unit..... 50
 CAT # 4069980
 Price.....

IC:AB27

Mortar Bucket for Crane Lift



IC:MB27

For the transport of ready-mixed mortar, soil or sand. Extremely durable and extremely long life, inclusive of crane lifting eyes. Calibrated, recyclable, GS-examined. Designed for 333 liters. Particularly stable, circumferential steel framework. With collapsible lifting crane eyes.

200 Liter
 Load capacity..... 947.9 lbs
 Weight 34.4 lbs
 CAT # 4051010
 Price.....

333 Liter
 Length 4.1 in
 Width 2.7 in
 Height..... 2.9 in
 CAT # 8010156
 Price.....

Stonemason's saw horse



IC:SW27

Upper part made of glued massive spruce-wood, beech-wood legs, fixed to it by means of screws. Braces fixed with nails and glue.

Load capacity..... 772 lbs
 Length 44"
 Width of contact surface 7"
 Height..... 27"
 Weight 55 lbs
 CAT # 8010435.....

BIG BAG



IC:BB27

Employment e.g. for stone wastes, paving-stones, sand, split, gravel. Small dead weight, high ultimate tensile strength, fully recyclable.

Load capacity..... 3307 lbs
 Length 35.4 in
 Width 35.4 in
 Height..... 35.4 in
 CAT # 8010800.....

Stacking cylinder



IC:SC35

For storage of cut stone and gravestones, as a substitution for the conventional wooden horse. Made of very resistant plastic. New: The octagonal model avoids the slipping and facilitates the grip.

Load capacity..... 13 ton
 Dimensions..... 3.94 x 3.15 in
 CAT # 8010431
 Price.....

Load capacity..... 11 ton
 Dimensions..... 6 x 6 in
 CAT # 8010429
 Price.....

Slab Grab R 1000

Heavy-duty slab grab, very robust with galvanized surface. Jaws and other contact surfaces are completely rubber coated. A return spring keeps it in the vertical position. When the slab is being put down, a locking automatism (protected by law) substitutes the manual locking.



IC:MH27

Load Capacity	2205 lbs
Max height.....	25"
Min height.....	32"
Claw width.....	0.8" - 8"
Claw surface.....	8" x 8"
Weight.....	46 lbs
Cat #	8010210.....

Important: Read carefully the operating instructions.
It is not allowed to lift waxed and frozen slabs.

Slab Grab R 1500

For massive stone and smaller blocks of stone. With locking automatism. Perfect protection: jaws completely galvanized prevents scratches on the valuable materials. Additional protection is given by the rubber coating. With return springs on the jaws.




IC:MH27

Load Capacity	3307 lbs
Max height.....	25"
Min height.....	33"
Claw width.....	0.8" - 10"
Claw surface.....	8" x 7"
Weight.....	93 lbs
Cat #	8010215.....

Important: Read carefully the operating instructions.
It is not allowed to lift waxed and frozen slabs.

Slab Grab Jumbo I

For massive stone and smaller blocks of stone. With locking automatism. Perfect protection: jaws completely galvanized prevents scratches on the valuable materials. Additional protection is given by the rubber coating. With return springs on the jaws.



IC:MH27

Load Capacity	2205 lbs
Max height.....	25"
Min height.....	44"
Claw width.....	10" - 20"
Claw surface.....	8" x 8"
Weight.....	93 lbs
Cat #	8010216.....

Important: Read carefully the operating instructions.
It is not allowed to lift waxed and frozen slabs.

Monument Holder

This gravestone holder protects your valuable gravestones in your exhibition area. Made of stable U-profile steel, hot galvanized. Holding jaws are easy to adjust, assemble and disassemble, with plastic coating to prevent scratches.



IC:GH30

Adjustable from-to.....	0.5" - 10"
Base length.....	14"
?	5
Cat #	4070001
Price.....

Achilli AFR 300 A-ZM

Call For
Current Price



Control Box Cut &
Angle Adjustment

- 13'-9" x 3'-1" x 4'-9"
- 10' Length of cut
- 10' x 2'-6" Metal bed, with 2 side extensions
- All adjustments made from control box on saw
- Beam tilts up to 45°
- Sturdy 5.7 HP motor, 3,400 RPM
- Power requirements: 3-phase, 4.1 Kw, 230v a.c., 2 amps, 60 Hz
- Up to 14" blade
- 12 Month warranty on mechanical parts
- 2 side extension tables and 1 side step included

IC:MH25

Cat # 14400

Achilli AFR 300 A-CE

Call For
Current Price



Manual Adjustment

- 12'-5" x 3'-1" x 4'-7"
- 10' Length of cut
- 10' x 2'-3" Metal bed
- Beam tilts up to 45°
- Sturdy 4 HP motor, 3,400 RPM
- Power requirements: 3-phase, 2.9 Kw, 230v a.c., 15 amps, 60 Hz
- Up to 14" blade
- 12 Month warranty on mechanical parts

IC:MH25

Cat # 14401

Saws

Achilli ANR 80



- 32" Length of cut
- Efficient monorail design
- 3 HP motor
- Power requirements: single-phase, 230v a.c., 2 KW, 13 amps, 60 Hz
- 12" blade capacity
- Water recycling system
- 45° manual bevel adjustment
- Optional side extension table

Cat # 14402.....

Achilli ANR 130



- 4'-6" Length of cut
- Efficient monorail design
- 3 HP motor
- Power requirements: single-phase, 230v a.c., 2 KW, 13 amps, 60 Hz
- Side extension table
- 12" blade capacity
- Water recycling system
- 45° manual bevel adjustment

Cat # 14403.....

Achilli ANR 200




- 6'-6" Length of cut
- Efficient monorail design
- 3 HP motor
- Power requirements: single-phase, 230v a.c., 2 KW, 13 amps, 60 Hz
- Two side extension tables
- 12" blade capacity
- Water recycling system
- 45° manual bevel adjustment

Cat # 14404.....

Saws


Achilli AMS 80



- 32" Length of cut
- Efficient monorail design
- 3 HP motor
- Power requirements: single-phase, 230v a.c., 2 KW, 13 amps, 60 Hz
- 12" blade capacity
- Water recycling system
- 45° manual bevel adjustment
- Optional side extension table

Cat # 14405.....


Achilli AMS 100



- 40" Length of cut
- Efficient monorail design
- 3 HP motor
- Power requirements: single-phase, 230v a.c., 2 KW, 13 amps, 60 Hz
- Side extension table
- 12" blade capacity
- Water recycling system
- 45° manual bevel adjustment

Cat # 14406.....

Achilli AMS 130




- 4'-6" Length of cut
- Efficient monorail design
- 3 HP motor
- Power requirements: single-phase, 230v a.c., 2 KW, 13 amps, 60 Hz
- Optional side extension tables
- 12" blade capacity
- Water recycling system
- 45° manual bevel adjustment

Cat # 14407.....

Achilli SC500-LC



- Motorized and, battery-powered, hydraulically operated system for the lifting and positioning of slabs.
- Worktop adjustable in height from 650 to 960 mm to satisfy any working requirements.
- Worktop 1380x2000 mm in size fitted with hardwearing plastic wheels for easy loading and off-loading of slabs, especially good when handling delicate materials.
- Electronic battery charger included.
- Loading capacity: 1,102 lbs.
- Telescopic panel to facilitate controls reach.
- Adjustable work top by control levers (Vers. SC 500-LC).
- Adjustable work top by corded pendant control unit (Vers. SC 500-PC).



Cat # 14409.....

Achilli SC500-PC

Saws



- Motorized and, battery-powered, hydraulically operated system for the lifting and positioning of slabs.
- Worktop adjustable in height from 650 to 960 mm to satisfy any working requirements.
- Worktop 1380x2000 mm in size fitted with hardwearing plastic wheels for easy loading and off-loading of slabs, especially good when handling delicate materials.
- Electronic battery charger included.
- Loading capacity: 1,102 lbs.
- Telescopic panel to facilitate controls reach.
- Adjustable work top by control levers (Vers. SC 500-LC).
- Adjustable work top by corded pendant control unit (Vers. SC 500-PC).



Cat # 14410.....

Work apron Weha clip



IC:AC35

- with spring clip
- without a carrier belt for maximum comfort at work

Dimensions.....55"x 36"
 Color.....White
 Cat #8152112.....

Work apron with Velcro PVC lining




IC:AC35

- with practical Velcro pad for attachment of sanding pads
- high working comfort

Dimensions.....34"x 48"
 Color.....Black
 Cat #VD080388.....

High Density Felt Pads



IC:AC50

- Top quality
- High density felt
- Hook and loop backed
- Perfect for polishing powders, waxes

4"
 Cat #6253301.....
 5"
 Cat #6253300.....

Blue Masking Tape



IC:AC35

- 3 Sizes: 1", 1.5", 2" wide x Approximately 60 yards(180 feet)
- Factory seconds. Works perfect
- Huge savings off of factory perfect rolls

1" Wide x 180 Feet..... 48 Rolls/Box
 Cat # VZBLUETAPE1.....
 1.5" Wide x 180 Feet 32 Rolls/Box
 Cat # VZBLUETAPE15.....
 2" Wide x 180 Feet..... 24 Rolls/Box
 Cat # VZBLUETAPE2.....

Medium Density Felt



IC:AC35

4"
 Cat # VZVFP4.....
 5"
 Cat # VZVFP5.....

Misc.

Frankfurt Plastic Shoe



IC:AC50

Cat #VD070045.....

Aluminum Frankfurt Plate




IC:AC25

Cat #6922411.....

- 12"
- Admission Form complete with 3 shoes Frankfurt
- Accessories form Frankfurt Type 09

Plastic Frankfurt Holder



IC:AC50

Left Holder
 Cat #6190601.....

Right Holder
 Cat #6190602.....

Aluminum Frankfurt Shoe



IC:AC35

Cat #6190610.....

- Comes with 3 nuts and bolts

Misc.

Carpenter pencil



- Length 9.4"
- Packaging 12 pieces

Cat # 4090111

IC:AC35

Refill for professional marker



- Hardness HB
- Pack of 5

Black
 Cat # 4090155

Red
 Cat # 4090156


Yellow
 Cat # 4090157

IC:AC50

Professional Marker Set



- 6 graphite mine , 6 red, 6 yellow, 2 pens



Writes Through Standing Water

Cat # 4090160

IC:AC35

Mortar Bucket

For the transport of ready-, soil or sand.

- Extremely robust and durable
- 50 Gallons
- Lifting eyes



50 Gallon Container

Length 39.3"

Width 25.9"

Height 18.5"

Weight 37.5 lbs.

carrying capacity 947.9 lbs.

capacity 52.8 gal.


Cat # 4051010

IC:AC27

Misc.

Corners-Protection Set

Protect your workpieces AND your fingers! 170 components set consisting inclusive of a robust carrying bag (see picture), multiple usable rubber buffers for protection of kitchen sill plates, bath slabs, etc. prevents breakage, protects against scratching and knocking of corners. simple and extremely effective and easy to mount.



Number of protectors for slab thickness(2 cm).....	20
Number of protectors for slab thickness(3 cm).....	100
Number of protectors for slab thickness(4 cm).....	50
Cat #	8161266.....

IC:AC27

Safety Wedge WSK

Facilitates the safe handling with the loading and unloading of natural stone slabs. With integrated rubber lip for transferring off surfaces and integrated magnet for attaching on e.g. Stacker.



Width	300 mm
Height.....	140 mm
Cat #	8010413.....


IC:AC35

Back Splash Rollers for the easy installation of full height back splashes

Ideal aid to the assembly of full height back splashes within the kitchen area. The lifting and transporting over the already laying kitchen slab is very laborious; and lead frequently to damages such as scratches or fractures. With the use of the roller guiderails, the workpiece lets itself roll simply over the sill plates. In addition, shifting on the nylon rollers to the side is smooth and easy.

Gentle on the workers' back, backbone AND save time! This set contains three roller guiderails. Bottom areas coated with rubber so counter top does not get scratched. Nylon rollers permit easy running, robust, and rolls smoothly.

Misc.



IC:AC27

Cat #	8010613.....
-------------	--------------

Sleeve protectors



- made of rubberized fabric
- smooth on the outside
- very tough on both sides
- with elastic

Length 16.1"
 Cat # 8152012.....

IC:AC27

Sleeve protectors with elastic waist



- is made of rubberized fabric
- hand accounts with a close-fitting elastic waistband
- with Velcro fastening on the upper arm pad
- durable quality

Length 17.7"
 Cat # 8152016.....

IC:AC27

Strapping



IC:AC35

The band is placed around the material to be packed, using a PVC clamp pushed by hand and separated.

- Polypropylene tape
- without clamp apparatus

Length 39.3"
 Width5"
 tensile force 350 lbs
 Cat # 8101090.....

Packing set SECURO



IC:AC30


Fastening with polyester belt. Absolutely free from corrosion nor rust stains on the material. No danger of injuring opening the belt. Protects the surface because there are no sharp edges or clamps. Repeatedly usable. Very strong.

Set consisting of:

1 portable pull-off roll with clamp box, 1 polyester belt (19 mm large, 700 mm long), 1000 locking clips, 1 tension device.

Cat # SET080019.....

WEHA Snow Plow for Forklift Stacker



IC:AC27

Rugged snow removal blade for the mounting onto practically every type stacker or forklift truck! Lightning assembly, slipping safety device, incl. hard rubber digging border, 2-times angle adjustment at both ends (10/20 degree).

Width 1500 mm
 Height 660 mm
 Length 675 mm
 Fork Input 200 x 100 mm
 Fork Distance 570 mm
 Cat # 8010155.....

